

Who we are

We Alpha Pacific Systems deals in Software Developments, Automation Control and Power Solutions. We have great expertise in the domains we severd. We are providing best services to our happy customers since 2000.

We deals in following product and service areas -

- Software Development (Industries specifics or web site development)
- Our Products –
 - ✓ Alpha Home Automation
 - ✓ Nurse Call System
 - ✓ Alpha SmS (School Management System)
 - ✓ Alpha CmS (Clinic Management System)
- Mobile Application developments (Android/iOS)
- Home Automation

Contact Us

33 B-1, DSIDC Industrial Complex
Kirti Nagar, New Delhi – 110015

Ph.: +91 11 25433199 | 25433299
Fax: +91 11 45572802

projects@alphapacificsystems.com
www.alphapacificsystems.com

Alpha-SmS



ALPHA PACIFIC SYSTEMS

Automation Control & Power Solutions

ALPHA Pacific Systems

Table of Contents

About Alpha-SmS.....	1
Who can use Alpha-SmS?	1
Why Alpha-SmS?.....	1
Overview of Alpha-SmS	2
Administrator	2
Account.....	3
Principal.....	3
Admission Cell	4
Teacher.....	4
Front-Desk	5

Alpha-SmS

About Alpha-SmS



An application which could be used Online or Offline to manager complete school process. It gives you required information on single click which would help management in decision making. Users of this application has been designed on the basis of access/privilege matrix.

Who can use Alpha-SmS?



It have six types of uses – Administration, Account, Admission Cell, Principal, Teacher and Front Desk. All type of users has their own access rights. Access rights can be management by administration type of user.

Why Alpha-SmS?



Alpha-SmS is very easy and user friendly application. Authorized user can easy customize it as per school need or process. Valuable information could be fetched in just single click. Data security and access rights has been taken care. You can access this application anywhere online.

Overview of Alpha-SmS

All six type if users of the application has their own access rights. Each user will have their own credential to access the application.

The value of Information is only matter once you get it when you required.

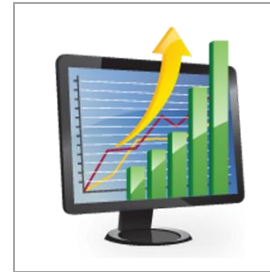
Role of users with access rights described in below section to know brief about the users privileges -

Administrator



- Dashboard to view school information, activities, Holidays and Circular
- Setup basic information about school like Number of classes, section, Subject in each Class, Exam types, Maximum marks for each subject for every exam type, Register staff with their education background, Fee setup for each class, setup Holiday and school Activities etc.
- Maintain school Image gallery
- View Student information
- Generate Student ID card

Account



- Dashboard to view Free Graph, school information, activities, Holidays and Circular
- Update Student fee and generate Receipt
- Generate Student fee Statement
- Update school expenses
- Generate Fee report
- Generate Daily Statement (Fee Vs Expenses)
- View Fee structure

Principal




- Dashboard to view Fee Graph, Student and Staff attendance, school information, activities, Holidays and Circular
- Send internal circular message to staff members
- Send SMS to students parents
- Send SMS to teachers
- View Student Marks, attendance and Assignments details
- Staff attendance report
- View and Update Time Table
- Setup Class Coordinator

Admission Cell




- Dashboard to view school information, activities, Holidays and Circular
- Register Student
- Search/View Student Records
- View Staff of the school
- View Student Attendance

Front-Desk



- Dashboard to view Free Graph, school information, activities, Holidays and Circular
- Student Information view
- School basic details
- Class coordinator information
- Staff Details and Attendance view
- View Time Table

Teacher



- Dashboard to view school information, activities, Holidays and Circular
- View student information
- View and Update Student Attendance
- Upload Student Assignments
- View Time Table and Staff Attendance
- View Class coordinators